

The

CREST

TERM 1 WEEK 9

ISSUE 44

MARCH 26, 2025



UPCOMING EVENTS



SCHOOL

Wednesday APR 9: End of Term Dance
Concert: KF, 5/6A, 5/6B and 5/6R



P&C

Thursday APR 4: P&C Disco



SPORT



EXCURSION

Wednesday APR 2: Leadership camp to
Gibberagong

SCHOOL CALENDAR LINK

[LINK](#)

CONTACT US



Hillcrest Road, BEROWRA,
NSW 2081



02 9456 1319



berowra-p.school@det.nsw.edu.au



Security Hotline: 1300880021

QUOTE OF THE DAY

"Learning never exhausts the mind."

- Leonardo da Vinci

IN THIS ISSUE

- PAGE 4** Drama recitals
- PAGE 6** Art
- PAGE 12** Maths
- PAGE 18** NAPLAN
- PAGE 20** DANCE
- PAGE 26** Pre-school visit
- PAGE 30** PBL
- PAGE 32** Code of Behaviour

COVER: See our Stage 1 students working with Maths problems.

PRINCIPAL'S REPORT

Downhill Run



Vicky Wallace

PRINCIPAL

We are certainly on the downhill run to the Easter holidays with only a couple of weeks of Term 1 remaining.

Well done to all our Year 3 and Year 5 students who have survived and thrived while completing NAPLAN over the past couple of weeks. I am so proud of the flexibility all our students and staff displayed as we faced some technical challenges over the couple of days when our internet was down.

A huge thanks to all the parents/carers who provided feedback about our Meet the Teacher sessions during Week 5. 68% of parents value the Meet the Teacher Sessions as High or Outstanding, 84% Agreed or Strongly Agreed the time of the session was suitable. 47 % would prefer a 45-minute session while 53% agreed the 30-minute session length was suitable. 89% of parents value the handouts sent after the sessions. 90% of parents positively rate the BBQ and 79% of parents found playground supervision helpful so they could attend a session.

Positive comments

We also had such positive comments from those who attended.

Excellent description of what lies ahead - very clear and organised.

Great to see the teachers talk about the year ahead.

Seeing the teachers and the bbq

Lovely evening connecting with the school community.

Know what's expected of me as a parent and expectations of my child.

Opportunity to better understand the teacher's approach to my child's education this year.

Getting to know the teachers.

Seeing the classroom, understanding how the kids are going and settling in kindly.

Finding out daily programs, meeting some of the staff.

Good to hear the expectations of senior students, especially about uniform, make up and homework. Good to get some key dates and estimated costs of things

Seeing the new teacher. Hearing important info. Getting questions answered.

We also received some wonderful feedback so that we can make our sessions even better next year. Look out for some future Crest items so that you can learn more about our teachers!

Learning Conversations

Thanks to all those who have already booked a time for Learning Conversations with your child and teacher during Week 10 and Week 11. Bookings close on Friday so make sure you book a session before they close. Also, if have any feedback about the Schoolbytes booking system please email the school. It's the first time we've used this system for booking Learning Conversations and we'd love to hear from you!

QUICK LINKS

OUR WEBSITE



UNIFORM SHOP



THEIR CARE



FACEBOOK LINK



SCHOOL BYTES



CANTEEN ONLINE





LIBRARY



AUDITION SPEECHES

BRITTANI MITCHELL
Berowra Public School
LIBRARIAN

Today students auditioned for the BPS Drama Group. In the past we have performed humorous plays about supermarkets, cafes, families and many more. This year our play is going to be about the Emergency Room (once I finish writing it!) and it's going to feature some

funny scenarios that happen. The auditions focused on expression, volume and clarity while performing a rehearsed poem.

If you have any questions please come and see me!



CREATING VAN GOGH SUNFLOWERS

KELLY LUKIC

Berowra Public School
RFF TEACHER (DANCE, MUSIC, DRAMA SCIENCE & ART)

During art lessons, our students have been learning about Vincent Van Gogh, looking at and discussing many of his artworks. The students noticed his use of blues and yellows, and his swirling patterns and short brush strokes. Did you know that Van Gogh only painted for 10 years? During that time he made over 900 paintings and many more drawings and sketches. He painted 43 self-portraits and 7 sunflower paintings.

Our Stage 1 classes developed their cutting skills to create their own class sunflower artwork. Our Stage 2 classes are creating their own version of Starry Night. Please come along to see their amazing artworks at our ART SHOW on Thursday 10th April from 1:30 - 2:00 or 3:20 - 4:00 in the art room opposite 5/6A.





Our class sunflower art project

- Draw a circle on your paper and cut it out. Write your name on the back.
- Colour your circle with brown pencil.
- Cut out lots of yellow petals. You can use dark or light yellow or both. Some can be short and some can be longer.
- You can also add some green petals if you want.
- Glue these around the edge of your brown circle.
- Use PVA glue to stick sunflower seeds onto the brown circle.
- Now help each other to glue cut up paper onto the background of a large piece of paper.





**THE STUDENTS USED ACTUAL
SUNFLOWER SEEDS IN THEIR
ARTWORK**



PLACE VALUE: SO MUCH MORE THAN TENS AND ONES

KATHRYN BOON
Berowra Public School
ASSISTANT PRINCIPAL CURRICULUM & INSTRUCTION

One of the most fundamental maths concepts that we work on at school is the concept of place value. Place value is the understanding that each digit in a number has a value depending on its position in that number.

From the beginning of Kindergarten, students are learning to have a deep understanding of our numbers 0-9 and although they can be represented in any number of ways, four, for example, is always four – a fact to be trusted and a mathematical regularity. Kindy students also learn about 10 and begin to see how 10 ones is the same as 1 ten which is the building block of everything else to come.

As students move into Stage 1, and numbers begin to have 2 or 3 digits,

this “ten of these is one of those” understanding (terminology from Australian mathematics education researcher Professor Di Siemon) begins to be applied to bigger numbers and with greater flexibility. Students learn that while 26 might be 2 tens and 6 ones, it can also be 1 ten and 16 ones or 26 ones (we call this standard and non-standard partitioning). This knowledge allows students to be flexible in how they use numbers as they begin to add, subtract, multiply and divide.

In Stage 2 and 3, the pattern in our number system is emphasised through the use of place value houses such as the one pictured.

Billions			Millions			Thousands					
H	T	O	H	T	O	H	T	O	H	T	O

The “Hundreds, Tens, Ones” structure of 3 digit numbers is repeated for each new grouping and we continue building on the basic building block of 10, with each new column being ten times larger than the one before. We also learn that this pattern applies to our decimal number system too and that each decimal place is ten times smaller than the one above. One of the key big ideas we want students to learn is that the number system extends infinitely to very large and very small numbers.



“Just add zero” A cautionary tale.

One of the understandings about place value that can cause the most misconceptions is the use of zero. Zero acts as a place holder in our number system and can cause considerable confusion when students are first learning to read and work flexibly with numbers. Without zeroes (or a place value chart), writing 3 or 3 thousand would look the same. Zeroes in the middle of a number can be even more confusing for novice learners - 7356 is far easier to read than 7006 unless you have a very solid understanding of our number system.

When students begin to learn about multiplying and dividing by 10, 100 and 1000, we need to be careful to remind them that the numbers are getting 10, 100 or 1000 times bigger or smaller, rather than just saying to add or take away a zero or two. Reinforcing the conceptual understanding ensures that students don't just know how to do something, they know why and when to apply it.





How to support at home

A deep understanding of how our number system works is a key to success in working with operations, decimals and measurement just to name a few examples.

Michael Minas created a number of videos for maths games during lockdown which he shares on his YouTube channel or website at

<https://www.lovemaths.me/games>

There are a number of simple card and dice games that will support number and place value understanding here.

The NSW Student Learning Library

<https://education.nsw.gov.au/schooling/schooling-initiatives/nsw-student-learning-library#/>

has a range of mini learning activities that can be used to support students in K-2. Resources for 3-6 are in development.

These activities are designed for classroom use as well as home, so students may find familiar tasks there. Term Overviews sent out by teachers may help find the most appropriate activities to match what students have learned at school.





YEAR THREE

PROUD NAPLAN GRADUATES

Berowra Public School Term 1 Dance Concert



Date

Wednesday 9th April

Time

3:00 pm

Where

School Hall

**Everyone is welcome to
come along and watch
KF, 5/6A, 5/6G and
5/6R perform.**

WANTED JAZZ SHOES



We are looking for donations of old black jazz shoes for our girls' dance group. If you have any that you are no longer using or know anyone who has old black jazz shoes they would like to donate, please drop them at the office.
Thank you so much for your support.

AN IMPORTANT NOTE ABOUT DANCE COSTUMES

KF STUDENTS: please wear black, white, yellow, red and/or orange clothes for the day. **STAGE 3 STUDENTS** should wear clothes from their chosen decade 1950's-2020. The students stay in these clothes all day (no school uniform required). They should wear enclosed shoes and ensure their clothes cover their shoulders and stomachs.



BEROWRA PUBLIC SCHOOL
MEDIA TEAM

We are currently forming a new Media Team for 2025. Everyone in Year 5 is eligible to join. The Media Team meets every Wednesday at lunch. Together we document the life of our school through photography and video and celebrate our school's achievements

COMMITMENT

The Media Team will run for the whole year. We meet at lunchtime on Wednesdays every week and you will need to attend every meeting if possible. At major events such as the sports carnivals you will be asked to capture photos and video footage for our website and newsletter.

PRODUCTION VALUES

You will learn how to create high quality video projects and productions. This means using professional lighting and microphones to make your video projects look and sound professional.

TV NEWS PACKAGE

You will learn how to design and edit a complete news

package using iMovie and your iPads following a template. You will also have a chance to document how you learn in class and make videos about important issues you feel strongly about.

BADGE

All Media Team members will receive an official BPS Media Team badge that you will wear with pride.

PBL updates

Membership of the Media Team is an important leadership role. The school is entrusting in you to show our school in a positive light. One very important responsibility of the Media Team is to create videos to change or reinforce positive attitudes and behaviour through PBL videos on various topics.

“ Let their voices be heard! ”



BEROWRA PUBLIC SCHOOL

MEDIA TEAM



AUDITION

Year 5 students who are interested in joining must submit an **audition video**.

TASK: Media Team audition video

Students must make a short video. There are 3 options.

1. Prepare a short video presentation on why you should be selected: what special skills and qualities do you have?

OR

2. Prepare a video demonstrating your camera/editing/interviewing/writing/research skills on a topic of your choice.

OR

3. "The Day that Changed My Life". Make a dramatic video about a day you'll never forget.

Videos should run for no more than 30-60 seconds. Students must prepare this video presentation in their own time, not class time.

DATE DUE: Wednesday 2 April.

Please bring your video to school on a thumb drive (clearly labeled with your name and class) and hand it to your teacher or Mr Rutherford in the library.





BPS HAT PARADE & ART SHOW

THURSDAY 10TH APRIL

Come and celebrate with us at Berowra Public School.

Everyone is welcome!

It's time to start getting crafty at home, creating your wonderful hats for the parade. Students should wear their school uniform and bring their special hats.

1:30 – 2:00 Recess (Hot Cross buns available for purchase)

Bring a picnic rug and sit with your child,

visit the ART SHOW in the art room with artworks by

K/1T, 1/2K, 1/2L, 3/4B, 3/4L and 3/4P, or

watch the Recorder & String Ensembles perform in the hall

2:10 Assembly starts

2:15 School Band performs

2:30 Raffle Prizes drawn

2:35 HAT PARADE

3:05 Raffle Prizes drawn

3:20–4:00 Art Show continues in Art room



SCHOLASTIC

Book Club

Book Club
orders close:

March 25th

PRE-SCHOOL VISIT

EXPERIENCING BIG SCHOOL

MRS FENTON & MRS TONKES

Berowra Public School
EARLY STAGE 1 TEACHERS

Today we had a visit from four of our local preschools, Bumblebees, Waratah, The Bungalow and The Cottage. Preschool children got to experience a Kindergarten classroom, some dancing, reading with Kindy and Year 1 students and our main event Pig The Pug Craft! KF and K/1T were exceptional role models and demonstrated Big School Behaviour. What a fun morning we all had!



 The Cottage
BEROWRA
89 26 26 05



OUR CURRENT PBL FOCUS IS



This fortnight's Smiling Mind focus is **Savouring**

At Home Activities

K-2

What am I excited for?

Looking forward to something is a great feeling. Think about something you are looking forward to - what are you excited about? Take a moment and draw a picture of something that you are excited about. Take some time to really savour and enjoy your feeling of excitement.

Stage 2

Positive emotions

Good experiences are wonderful because we feel good. Take a moment to think about a time when you experienced something good happening. Write about this positive event in your life and reflect on the emotions that you experienced at the time.

Stage 3

Savouring emotions

Notice the good things! Every time something good happens to you this week, take a moment to savour the emotion that shows up (e.g. joy, love, gratitude, contentment, satisfaction, pride, etc.) and then write about your experience.

[Smiling Mind website](https://www.smilingmind.com.au)

<https://www.smilingmind.com.au>

Self	<ul style="list-style-type: none"> • Take care of your belongings • Sit down to eat
Others	<ul style="list-style-type: none"> • Leave others to eat in peace • Eat your own food and drinks
Community	<ul style="list-style-type: none"> • Keep the area clean and tidy • Put your lunch boxes in the class tub

Everyone - Everywhere - Everytime

**STUDENTS 'CAUGHT' FOLLOWING THESE
EXPECTATIONS ARE ACKNOWLEDGED WITH A
GOTCHA TOKEN.**

FROM THE DEPARTMENT...

STUDENT BEHAVIOUR CODE

The NSW Department of Education has established a Behaviour Code for Students that applies to all children in government schools. This code is relevant not only during school hours but also while students are commuting to and from school. We engage in regular discussions with students regarding their rights and responsibilities, as well as the expected behaviours associated with them.

Below is the information sheet regarding the DoE Behaviour Code for parents and students, which provides an overview of the expectations for our students. A key message for students is that mastering the skills outlined in this behaviour code will benefit them as they transition into adolescence and adulthood. School is not solely focused on academic achievement; it also emphasises the importance of learning to be part of a community that values respect and fosters positive relationships.

NEW SOCIAL MEDIA AGE RESTRICTIONS: ESSENTIAL INFORMATION FOR PARENTS

The Australian Government is taking significant action to safeguard young individuals online by establishing a minimum age of 16 for specific social media platforms. This legislation, part of the Online Safety Amendment (Social Media

Minimum Age) Act 2024, aims to foster safer digital environments by limiting young users' exposure to harmful content and the adverse effects associated with excessive social media usage.

Currently, the majority of social media platforms allow users to be at least 13 years old; however, the enforcement of this age requirement has been inconsistent. Growing concerns have emerged regarding the effects of social media on young people, including exposure to inappropriate material, addictive design elements, and the repercussions of constant notifications on sleep and mental well-being.

WHAT CHANGES ARE COMING?

- Social media platforms will be legally obligated to take reasonable measures to prevent users under the age of 16 from creating or maintaining accounts.
- The responsibility for enforcing these age restrictions will lie with service providers rather than parents or young individuals.
- Companies that do not comply will face penalties, ensuring that platforms take their responsibilities seriously.

- These regulations will go into effect by December 2025, with additional implementation details to be developed throughout the year.

IMPLICATIONS FOR YOUNG PEOPLE AND FAMILIES

While social media can serve as a valuable resource for learning and connection, the government acknowledges the necessity of balancing online safety with digital rights such as privacy and self-expression. To assist young people and their families during this transition, the eSafety Commissioner will engage with students, parents, caregivers, and educators to ensure the law is put into effect in a manner that safeguards children while meeting their needs.

The legislation will also undergo a review after two years to assess its impact.

NEXT STEPS

As more information becomes available, families can prepare by:

- Delaying their child's access to social media. Avoid starting what cannot be sustained. No child in primary school should have access to social

media, as the current age limit is 13 years and older. Evidence suggests that primary school children are not developmentally ready for social media.

- Engaging in open discussions with children about online safety and healthy social media practices.
- Keeping up to date on which platforms will be impacted by the new regulations.
- Promoting alternative methods for young people to connect and engage safely online. For ongoing updates regarding the implementation of these changes, parents and caregivers can visit the eSafety Commissioner's website, which also offers resources and informative webinars for parents. By collaborating, schools, families, and policymakers can contribute to creating a safer digital landscape for young Australians.

Behaviour code for students

Information for students and parents or carers

NSW public schools are committed to providing safe, supportive, and responsive learning environments for everyone across a range of settings. We teach and model the inclusive and safe behaviours we value in our students.

In NSW public schools students are expected, to the best of their ability, to:

- show respect to other students, their teachers and school staff and community members
- follow school and class rules and follow the directions of their teachers
- strive for the highest standards in learning
- act in a courteous and respectful way that makes all members of the school community feel valued, included and supported
- resolve conflict respectfully, calmly and fairly
- meet the school's agreed uniform policy or dress code
- attend school every day (unless legally excused)
- respect all property
- be safe and not be violent or bring weapons, illegal drugs, alcohol, vapes, e-cigarettes or tobacco into our schools
- not bully, harass, intimidate, or discriminate against anyone in our schools.

Schools take action in response to behaviour that is detrimental to self or others or to the achievement of high-quality teaching and learning.

All students have a right to:

- safety at school
- access and fully participate in their learning
- be treated with respect by other students, teachers and school staff
- express their views, set goals and self-advocate.

The principal and school staff, using their professional judgment, are best placed to maintain discipline and provide safe, supportive and responsive learning environments and apply an appropriate action when students are not meeting these expectations.

The department is responsible for the provision of a policy framework and resources such as legal issues bulletins, access to specialist advice, and professional learning to guide principals and their staff in exercising their professional judgment.

In this context, the NSW Government and the Department of Education will back the authority and judgment of principals and school staff at the local level.

Behaviour code for students: Student actions

Promoting the inclusion, learning, wellbeing, and safety of all students in NSW public schools is a high priority for the Department of Education.

We implement teaching and learning approaches across a range of settings to support the development of skills needed by students to meet our high standards for respectful, safe and engaged behaviour.

To meet the expectations set out above, students in NSW public schools, to the best of their ability, should adhere to the following principles.

Respect

- Treat one another with dignity.
- Communicate and behave courteously.
- Act and work cooperatively with other students, teachers, and school staff.
- Develop positive and respectful relationships.
- Value the interests, ability and culture of others.
- Respect the learning needs of other students.
- Dress appropriately by wearing the agreed school uniform or dress code.
- Take care with school property and the property of staff and other students.

Safety

- Model and follow school and class rules and expectations around behaviour and conduct.
- Negotiate and resolve conflict.
- Be aware of and take responsibility for how their behaviour and actions impact others.
- Care for self and others.
- Be safe and help others to make safe choices that do not hurt themselves or others.

Engagement

- Arrive at school and class on time.
- Be prepared for every lesson.
- Actively participate in learning.
- Aspire and strive to achieve the highest standards of learning.

Telephone interpreter service

If you would like more information please call the school principal. If you need an interpreter to assist with your enquiry, please call the Telephone Interpreter Service on 131 450 and ask for an interpreter in your language.

Tell the operator the phone number you want to call and the operator will get an interpreter on the line to assist you with the conversation. You will not be charged for this service.

CLASSROOM

PBL
creating class rules and expectations
being firm but fair
smiling minds
anxiety project
individualised positive learning culture
RFF Dojo points
class rewards
check-ins / sharing
positive classroom atmosphere

What
things
aid

student
belonging

WHOLE SCHOOL

carnivals
parliament
assembly
Book Week
gotchas
writers club
garden club
choir
dance groups
media team
HZSS

Buddy classes
NAIDOC
ANZAC DAY
School Merit System
Sport houses

STAGES

camps / excursions /
incursions
sport
stage-based curriculum
groups
developmental play
sessions
See-Saw
sport
assembly items

Our teachers
have been
busy sharing
their ideas

COMMUNITY

Grandparent's Day
Open Day
Mother's/Father's Day
Breakfast
Dance Concerts
Hat Parade
Book Parade
Anxiety Project
Sounds Write
Working Bee
Parent Helpers
Social Media (Facebook)

SENTRAL SMS ABSENCES 2025

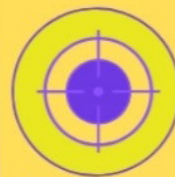
SMS notifications for
absent students will begin
Monday 17th February.

YOU RECEIVE AN SMS

Respond to the message
for that date only.



YOUR CHILD WILL BE ABSENT FOR MORE THAN ONE DAY.



Use **Sentral Parent Portal** to
enter the range of dates. This is
the preferred and fastest option.
Email the school absences as the
last option.

REMINDER: SAVE YOUR CERTIFICATES

Berowra Public School Award Flowchart



TWO Pennants equals ONE Medal



THREE Honour Certificates equals ONE Pennant



FOUR Merit Certificates equals ONE Honour Certificate

Hand your certificates into the office
when you have earned an Honour
Certificate, Pennant or Medal.

SCHOOL UNIFORM



We would like to remind families of the correct school uniform for all students. This uniform was designed by Berowra Public School students, promotes a sense of belonging and creates a positive identify for the school community.

Girls Summer Uniform

Purple polo shirt with school logo
Completely black Skort/shorts (no logos)
White socks that are below mid calf
Completely black school shoes
Black polo fleece jacket
Wide brimmed school hat

Girls Winter Uniform

Purple polo shirt with school logo
Completely black Skorts, shorts, jazz pants or trousers (no logos)
White or black socks
Completely black school shoes
Black polo fleece jacket
Wide brimmed school hat

Boys Summer Uniform

Purple polo shirt with school logo
Completely black shorts (no logos)
White socks that are below mid calf
Completely black school shoes
Black polo fleece jacket
Wide brimmed school hat

Boys Winter Uniform

Purple polo shirt with school logo
Completely black Shorts or trousers (no logos)
White or black socks
Completely black school shoes
Black polo fleece jacket
Wide brimmed school hat

Sports Uniform

House colour polo shirt
Completely black shorts or skorts (no logos)
White socks that are below mid-calf and track shoes
Wide brimmed school hat



Logos - School logo only on clothing, socks and hats, no other logos should be seen.

Shorts – Shorts must be of an appropriate length. Bike shorts and short shorts are not appropriate for school.


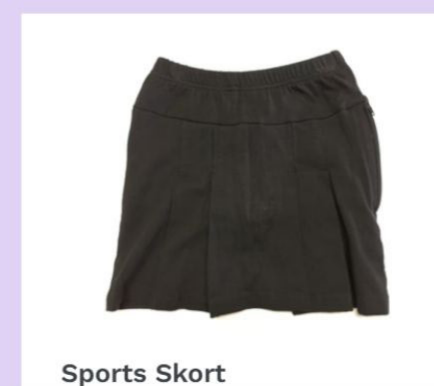
Tights and Leggings – Black tights and/or leggings are only to be worn under school uniform.

Jewellery – Bracelets, necklaces, rings, and earrings (other than studs or small sleepers) are not permitted to be worn at school. Watches can be worn and in the case of Smart Watches, must be on 'school mode', as per the BPS mobile phone procedure.

Make-Up – Make-up is not permitted to be worn at school unless necessary for school performances.

Accessories – Nail polish or false nails are not permitted to be worn at school. Hair that touches the shoulder must be pulled back. Small hair accessories are permitted in the school colours of purple, yellow and black.

Please label all student belongings clearly and check the labels regularly.



Uniform shop link

<https://uniformshop.bps.org.au/>

The School Opal card

The School Opal card gives eligible students free or discounted travel between home and school using metro, train, bus, ferry and light rail services you nominate in your application.

Who can apply?

To be eligible for a School Opal card, students may need to live a minimum distance from their school:

Years K-2 (Infants)

There is no minimum distance.

Years 3-6 (Primary)

More than 1.6km straight line distance or at least 2.3km walking.

Years 7-12 (Secondary)

More than 2.0km straight line distance or at least 2.9km walking.



If you live too close to be eligible for free travel, you may still qualify for a School Term Bus Pass, which offers travel on buses between home and school at a discounted rate for the whole school term.

Who needs to apply

A new application is only required if the student has not had a School Opal card before.

If the student already has a School Opal card and is changing schools, campuses or home address, you will need to update their Opal card for the new school year before mid-December at transportnsw.info/ssts-update

How to apply

Applications for next year open at the start of Term 4 this year.

Step 1

Once the new school has confirmed your child's enrolment, complete the application at transportnsw.info/school-students

Step 2

The school endorses your application.

Step 3

Once Transport for NSW has approved the application, a School Opal card will be sent to the address provided on the application.



A parent or guardian must apply for students 15 years and under. Students 16 years and over can apply for themselves.



Better together

The School Opal card is only for travel to and from school. So it's a good idea to get a Child/Youth Opal card for travel after hours, on weekends or during school holidays.

Child/Youth Opal card benefits

- Concession fares across the Opal network
- Half-price travel after eight paid journeys each week*
- \$1 transfer discount for every transfer between modes (metro/train, ferry, bus or light rail) as part of one journey within 60 minutes from the last tap off†
- Set auto top up and link it to your credit or debit card so there's always enough value on the card to travel.

Find out more at transportnsw.info/opal or pick one up from an Opal retailer. To find a retailer in your area visit transportnsw.info/opal-retailers



Secondary students aged 16 and over can travel with a Child/Youth Opal card when carrying a Transport Concession Entitlement Card. To apply contact your school or institution.

* Excluding Sydney Airport station access fee.

Privacy

For information on how we handle personal information please refer to the Opal Privacy Policy at transportnsw.info/tickets-opal/opal/opal-privacy-policy and the School Pass Terms transportnsw.info/school-pass-terms



Artwork by Matt Ottley

NSW Department of Education

2025 NSW Premier's Reading Challenge

Start reading now!

www.premiersreadingchallenge.nsw.edu.au

Digital Partner



Supporter



Key dates for students in K-10:

Challenge opens Monday 24 February

Challenge closes for student entries Friday 22 August



Premier's Reading Challenge 2025

Student Login Instructions

Premier's Reading Challenge 2025

Student Login Instructions

1 If you are signing in from the [Student Experience site](#) click the "Log in" button in the top right hand corner

2 If you are signing in from the PRC main site, click on the "Logon" button

3 Enter your DoE ID username and password

4 If this is your first time logging into the PRC website on a device, you'll be asked if you trust this website.

Public school students will see their DoE email address
Non-Government and homeschooled students will see their DoE ID alongside a placeholder email address.

Click "Continue"

5 If this is your personal device, tick the box and click "Yes". This will save your username and password in your browser's cache so you don't have to enter your details next time.

If this is a shared device, click "No". Your username and password will not be saved.

6 Once you have successfully logged in, an avatar will appear in the top right hand corner.

i We recommend always checking if every book you have read is a PRC title before entering it as a choice book, as new books are added to the PRC booklists in Terms 1, 2 and 3.

7 Enter the title of the book and/or the author's name in the blue box and click **Search**.

8 If the correct title appears, click **Add to Reading Log**

9 The book will now appear in your reading log. To view your reading log, click the avatar icon:

10 Click "My Reading Log"

i If a book doesn't appear in the blue search bar, you can add it as a Choice book

1. The Challenge opens on Monday 24 February 2025 to NSW students in Years K-10. You must complete your online Student Reading Record by Friday 22 August 2025 (11:59 pm) to complete the Challenge.

2. You must read a certain number of books to complete the Challenge. Please refer to the [Booklists](#) page for more information.

Challenge level	Total number of books to be read	Minimum number of PRC books	Maximum number of Personal Choice books	Booklists included as PRC book choices
K-2	30	20	10	K-2, 3-4, 5-6
3-4	20	10	10	3-4, 5-6, 7-9
5-6	20	10	10	5-6, 7-9
7-10	20	10	10	5-6, 7-9, 9plus
3-10	20	10	10	All booklists

Time to start reading!
Any questions?
Please contact or come and see your school librarians!

Mrs Mitchell, Miss Simmons
and Mrs Simpson-Lee | 45

EASTER RAFFLE

HAMPER DONATIONS REQUIRED

HELP RAISE MONEY FOR THE
MUSIC PROGRAM!

ALL (CHOCOLATE) EGGY GOODNESS
CAN BE DELIVERED TO THE OFFICE
FROM 10TH MARCH TO 07 APRIL

GUESSING COMPETITION & HAMPER RAFFLE TICKETS ON SALE
27TH MARCH TO 10TH APRIL BEFORE SCHOOL



Berowra RSL Sub-branch's

YOUTH CLUB BAND

A local community band
for players 10-24 years

Playing at ANZAC Day & other community events.

Develop performance skills, build friendships & have fun.

Join us!

Rehearsals

Wednesday 6-7pm

Berowra Heights



Contact us to find out more
and come for a free trial

rslyouthclubband@gmail.com

THE YOUNG INVESTIGATORS CLUB AT HORNSBY LIBRARY



TERM 1, 2025

A four week interactive program for young scientists aged 9 to 12 years presented by the Children's Discovery Museum. Participants will learn and explore themes from different branches of science through numerous practical experiments. All activities have the aim of instilling confidence in asking and answering questions about the natural world through genuine science-based investigations.

Session 1: Air Ball Basketball

Sport meets science in this creative construction workshop as you explore the nature of air and how it behaves, and construct an Air Ball Basketball device to take home.

When: Monday 10 March, 4.30pm–5.30pm

Session 2: DNA Extraction

Crack the genetic code as you extract DNA from the cells of various fruits and investigate how genetic traits are inherited.

When: Monday 17 March, 4.30pm–5.30pm

Session 3: Meet Edison

Keep up to speed with the rapidly advancing world of robotics and programming with Edison the robot in this fun and interactive workshop.

When: Monday 24 March, 4.30pm-5.30pm

Session 4: Fossils Rock

Be transported into the past in this hands-on fossil workshop, including exploring real fossils, reconstructing a dinosaur from fossil evidence and making casts from genuine fossil moulds to take home.

When: Monday 31 March, 4.30pm-5.30pm

Where: Hornsby Library, 28-44 George Street, Hornsby

Ages: Strictly 9-12 years

Cost: \$60 for the 4 week program

Bookings: Essential

Bookings are essential. For booking details and further information on this event and more events in your library visit hornsby.nsw.gov.au/library

HORNSBY SHIRE
LIBRARIES



HORNSBY
SHIRE COUNCIL